

POISONING: EARLY AND PRE-HOSPITAL MANAGEMENT CHART

Tygerberg Poison Information Centre : Tel 021 9316129

Keep this card handy so that you know what to do in the event of a poisoning.

DON'T DELAY! Contact the poison information centre and follow the treatment guidelines below.

HOW THIS CARD WORKS: Match the colour/symbol of the substance swallowed to the same colour/symbol in the treatment box.

<ul style="list-style-type: none"> ◆ Acetone ■ Acid * Alcohol ■ Ammonia ▲ Aspirin ■ Battery acid ◆ Battery (button) ◆ Benzine ■ Bleach * Calamine lotion ◆ Camphorated oil ◆ Carbon tetrachloride ■ Caustic soda ■ Cement ■ Chlorine (for pools) ■ Condyl's crystals * Cosmetics * Deodorants ■ Detergents ■ Dishwashing liquids ■ Dishwashing powder (automatic) ◆ Disinfectants ■ Drain cleaners ■ Dyes (fabric or hair) ■ Fabric softener ■ Fertilizers ◆ Firelighters ■ Fluoride tablets (give milk) * Glue (contact and other) ■ Hair colourants ■ Hair perms, straighteners ■ Hydrochloric acid ■ Hydrogen peroxide ▲ Iron tablets ◆ Insect repellent ◆ Insecticides ◆ Liniments (e.g. Wintergreen) ▲ Medicines * Mercurochrome ◆ Metal cleaners & polishes * Methylated spirits ▲ Mothballs (naphthalene) ▲ Mushrooms (poisonous) ◆ Nail polish remover ■ Oven cleaner ◆ Paint (oil) ■ Paint remover (caustic) ◆ Paint remover (solvent) ▲ Paracetamol ◆ Paraffin * Perfumes ◆ Pesticides ◆ Petrol ▲ Pills * Plants ▲ Rat bait (e.g. Rattex) * Shampoos ◆ Snail bait * Surgical spirits ▲ Tablets ◆ Thinners ■ Toilet cleaners ◆ Turpentine (mineral) ◆ Varnish * Vitamins ▲ Vitamins + Iron ■ Washing powder ■ Washing soda ■ Weedkillers (herbicides) ■ Window (glass) cleaners 	<p>SYMBOL</p> <p>◆</p> <p>■</p> <p>*</p> <p>▲</p>	<p>TREATMENT</p> <p>Do not make the person vomit. Do not give them anything to drink or eat. Contact the poison information centre and/or get the patient to a clinic/hospital as soon as possible.</p> <p>Do not make the person vomit. Small amounts of water may be given by mouth. Do not try to neutralize the poison. Contact the poison information centre and/or get the patient to a clinic/hospital as soon as possible.</p> <p>Do not make the person vomit. Small amounts (half a cup) of water or milk may be given by mouth. Contact the poison information centre or a clinic/hospital for advice.</p> <p>The induction of vomiting is recommended if within 1 hour of taking the poison and the patient is awake and alert. This can be achieved by giving a glass of lukewarm water followed by stimulation of the throat by gently inserting a finger or blunt handle of a spoon. Contact the poison information centre and/or get the patient to a clinic/hospital as soon as possible.</p>
<p>☠ Snake or spider bite or scorpion sting: If possible, try to identify the cause and contact the poison information centre or get the patient to a clinic/hospital as soon as possible.</p>		

***** STORE ALL MEDICINES, HOUSEHOLD CHEMICALS AND PESTICIDES OUT OF THE REACH OF CHILDREN *****

- If a poisonous substance comes into contact with the eyes, do not try to neutralize it, just rinse eyes gently with water for 15–20 minutes and get the person to the nearest clinic/hospital. If skin contact with a poisonous substance, wash with soap and water.
- Take the container and a sample of the medication or poison or plant or other biological specimen to the clinic or hospital with the patient.









VERGIFTIGING: VROEË EN BUIITE-HOSPITAAL BEHANDELINGSKAART

Tygerberg Gifinligtingsentrum : Tel 021 9316129

Hou hierdie kaart byderhand sodat u weet wat om te doen in die geval van 'n vergiftiging.

MOENIE WAG NIE! Kontak die gifinligtingsentrum en volg die onderstaande behandelingsgids.

HOE OM HIERDIE KAART TE GEBRUIK: Pas die kleur/simbool van die middel by dieselfde kleur/simbool in die behandelingskolom.

			SIMBOOL	BEHANDELING
<ul style="list-style-type: none"> *Alkohol ■ Ammoniak ◆ Asetoon ▲ Aspirien ◆ Battery (disk) ■ Batterysuur ◆ Bensien ■ Bleikmiddel ■ Bytsoda * Calamine lotion * Chirurgiese spiritus ■ Chloor (swembaddens) * Deodorant ■ Detergent ■ Dreinskoonmaker ■ Fluoried tablette (gee melk) * Gemetileerde spiritus * Gom (kontak of ander) ■ Haargolfmiddels ■ Haarkleurstof ■ Haarversteilers ◆ Insekafweermiddel ◆ Insekdoder ■ Kaliumpermanganaat 	<ul style="list-style-type: none"> ◆ Kanferolie ■ Kleursel (hare/tekstiel) ◆ Koolstoftetrachloried * Kosmetika ■ Kunsmis ▲ Medisyne * Mercurochrome ◆ Metaalreinigers/-poleerders ▲ Motgifballetjies (naftaleen) ◆ Naellakverwyderaar ■ Onkruiddoders ◆ Ontsmettingsmiddels ■ Oondreiniger ▲ Parasetamol ◆ Paraffien * Parfuum ◆ Pestisiede ◆ Petrol ▲ Pille * Plante ▲ Rotgif (bv. Rattex) ■ Ruitwasmiddel ▲ Sampioene (giftig) ■ Sement 	<ul style="list-style-type: none"> * Sjampoe ■ Skottelgoedwaspoeyer (outomaties) ■ Skottelgoedwasseep ◆ Slaggif ■ Soutsuur ■ Suur ▲ Tablette ◆ Terpentyn (mineraal) ◆ Thinners ■ Toiletreinigers ◆ Verf (olie) ■ Verfverwyderaar (bytend) ◆ Verfverwyderaar (solvent) ◆ Vernis * Vitamiene ▲ Vitamiene + Yster ◆ Vuuraanstekers ■ Wasgoedversagmiddels ■ Waspoeyer ■ Wassoda ■ Waterstofperoksied ◆ Wintergreen ▲ Yster tablette 	<div style="border: 2px solid red; padding: 5px;">   <p>Moenie braking aanbring nie. Moenie die persoon enigiets gee om te eet of te drink nie. Kontak die gifinligtingsentrum en/of neem die persoon so gou moontlik na kliniek/hospitaal</p> </div> <div style="border: 2px solid blue; padding: 5px;">   <p>Moenie braking aanbring nie. Klein hoeveelhede water per mond word aanbeveel. Moenie die gifstof probeer neutraliseer nie. Kontak die gifinligtingsentrum en/of neem die persoon so gou moontlik na kliniek/hospitaal.</p> </div> <div style="border: 2px solid cyan; padding: 5px;">   <p>Moenie braking aanbring nie. Klein hoeveelhede ('n halwe koppie) water of melk per mond word aanbeveel. Kontak gifinligtingsentrum of kliniek/hospitaal vir inligting.</p> </div> <div style="border: 2px solid black; padding: 5px;">   <p>Indien wakker en binne 1 uur na inname, word die aanbring van braking aanbeveel. Dit kan bewerkstelling word deur vir die persoon 'n glas lou water te gee om te drink, gevolg deur stimulasie van die keel met 'n vinger of die stomp kant van 'n lepel. Kontak die gifinligtingsentrum en/of neem die persoon so gou moontlik na 'n kliniek/hospitaal.</p> </div>	
<p>☱ Slangbyt, spinnekopbyt of skerpioensteek: Identifiseer indien moontlik en kontak die gifinligtingsentrum of neem die pasiënt so gou moontlik na 'n kliniek/hospitaal</p>				

***** HOU ALLE MEDISYNE, HUSHOUDELIKE CHEMIKALIË EN PESTISIEDE BUIITE DIE BEREIK VAN KINDERS *****

- Indien 'n gifstof met die oë in aanraking kom, moenie probeer neutraliseer nie en spoel net die oë saggies vir 15 – 20 minute met water en neem die persoon na 'n kliniek /hospitaal . As 'n gifstof met die vel in aanraking kom, was die vel met seep en water.
- Neem die houër of 'n voorbeeld van die middel of gifstof of plant of biologiese materiaal saam met die pasiënt na die kliniek/hospitaal.

Junie 2008 gemodifiseer vanaf 'n Paraffien Veiligheids Assosiasie pamflet wat saamgestel was in samewerking met the Tygerberg Gifinligtingsentrum.